

WHAT'S NEW IN SOLIDWORKS 2011




1



PhotoView 360 and Walk-through
PhotoView 360 is now fully integrated in SolidWorks®, making photorealistic image and animation creation simple for everyone, even the casual user. Walk-through enables a video game-like exploration of products, including structures and large machinery.

Benefits:
Provide detailed, lifelike images and walk-through overviews for demonstrating designs to customers, partners, vendors, and coworkers.

2



Defeature Tool
Automatically strip important details out of models to control how much intellectual property is exposed to vendors, customers, and partners. This also reduces the file size of the model, which helps minimize the size of assemblies that incorporate the defeatured model.

Benefits:
Enable manufacturers and others to share smaller, easier-to-handle versions of their 3D models while protecting proprietary design data.

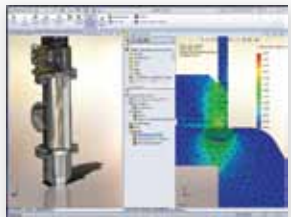
3



Fast Drawing Detailing
The Auto Arrange Dimensions tool provides quick and easy alignment, staggering, centering, and overlap prevention capabilities for dimensions. New tools in the Dimension Palette enable linear and radial spacing, collinear and staggered alignment, and top-bottom-left-right justification control of multiple dimensions.

Benefits:
Reduce time-consuming tasks in the product detailing portion of the overall development process.

4



Planar Simplification and Enhanced Beam Analysis
Achieve faster analysis of parts with uniform sections through the use of planar simplification to represent the parts' geometry, rather than analyzing the entire structure. Analyze beams more thoroughly by varying loads along their length to accurately simulate real-world conditions.

Benefits:
Focus on analyzing and innovating by cutting redundant steps from the development process.

5



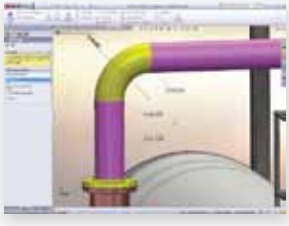
HVAC and Cooling Modules
New SolidWorks Flow Simulation modules are tailored specifically to meet the unique challenges of electronic packaging and HVAC designers. Simulate the air and heat flows through electronic components and HVAC systems without leaving your SolidWorks CAD environment.

Benefits:
Optimize the thermal performance of electronic components and HVAC systems through quick, simplified analysis.

LET'S GO
DESIGN


SolidWorks

6



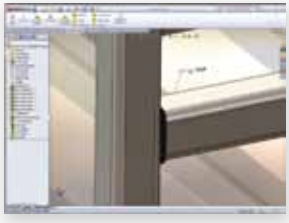
Routing Improvements

Create faster pipe, tube, electrical cable/harness, and conduit runs by referencing existing geometry. In-line components can now be moved and rotated graphically. Piping weld gaps, cosmetic weld beads, groove and fillet welds and weld summary tables that include all weld data can now be created.

Benefits:

Generate complete piping and electrical routes more easily, reducing errors and streamlining release to manufacturing.

7



Welded Structure Improvements

The Smart Weld Selection Tool simplifies adding weld beads to complete the documentation and appearance of welded structures. Fillet and Groove weld types are supported, and Weld Tables on drawings compile all welds and weld properties, then automatically assign them reference numbers for easy management.

Benefits:

Reduce development time for designing and costing welded structures, so they can be efficiently manufactured.

8



3DVIA Composer™ Interactive Storyboarding

Use 3DVIA Composer's unique drag-and-drop functionality to instantly create linked views to next and previous steps for sharing procedures. Simplifies how information is presented and consumed in 3DVIA Composer Player.

Benefits:

Reduce training time and communicate more effectively with employees and customers by sharing simple, interactive storyboard experience.

9



SolidWorks Enterprise PDM

Integrated SolidWorks Design Checker automates checking of designs to company standards, and integration of 3DVIA Composer Player enables the visualization of 3DVIA Composer data inside SolidWorks Enterprise PDM. Further enhancements speed installation, improve file reference management, and streamline data entry.

Benefits:

Improve the product development workflow by streamlining design, documentation, and release to manufacturing.

10



Enhanced Memory Management

More efficient memory use improves performance, especially when working on large parts and assemblies. Performance of memory-intensive tasks, such as photorealistic rendering, are also improved.

Benefits:

Work longer and with larger designs, but without performance degradation.



智誠科技有限公司

Intelligent CAD/CAM Technology Ltd.

Hong Kong Headquarter:

Unit 212, 2/F, IC Development Centre, No. 6 Science Park West Avenue, Hong Kong Science Park, Shatin, N.T., Hong Kong
Tel: (852) 2425 8136 Fax: (852) 2425 8098

Dongguan Branch:

Room 715, Central Fortune Plaza, 92 Hongfu Road, Center Area, Nancheng, Dongguan, Guangdong, PRC (Zip code: 523073)
Tel: (86 769) 2202 6215 Fax: (86 769) 2202 6002

Shenzhen Branch:

Rm1316 Block B, Jazz Bldg, 4018 Jiabin Rd, Luohu, Shenzhen, PRC (Zip code: 518026)
Tel: (86 755) 8290 0794 Fax: (86 755) 8295 1453

Suzhou Branch:

Room 616, Gold River International Center, 88 Shishan Road, Suzhou, PRC (Zip code: 215011)
Tel: (86 512) 6818 7309 Fax: (86 512) 6818 7310

www.ict.com.hk / www.ict-sz.com.cn

ictinfo@ict.com.hk

Guangzhou Branch:

Room 1205, Block A, China Shine Plaza, 9 Lin He Xi Road, Guangzhou, PRC (Zip code: 510610)
Tel: (86 20) 3801 1593 Fax: (86 20) 3801 1595

LET'S GO
DESIGN

